

Welcome and thanks for traveling with us. We are happy to have you aboard. Your safety and comfort are very important to us. We want you to be familiar with the safety features of this vehicle and know how to use them properly.



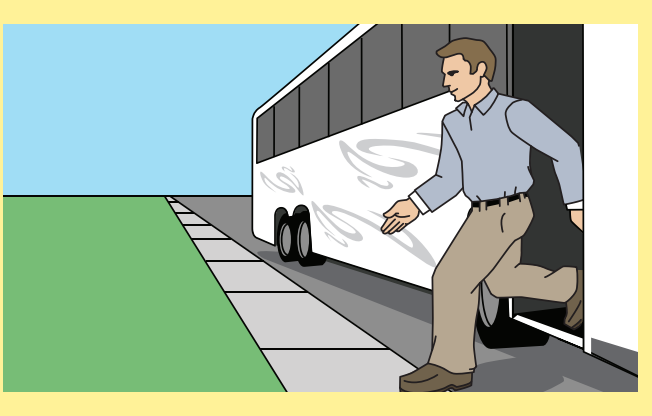
SAFETY INFORMATION FOR BUS/MOTORCOACH PASSENGERS




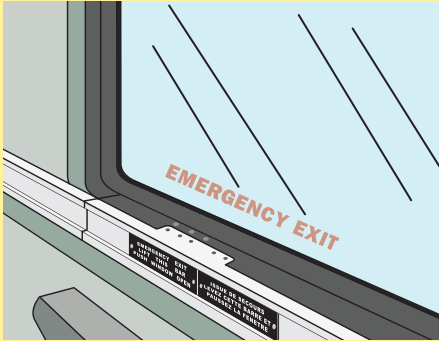
What You Should Know



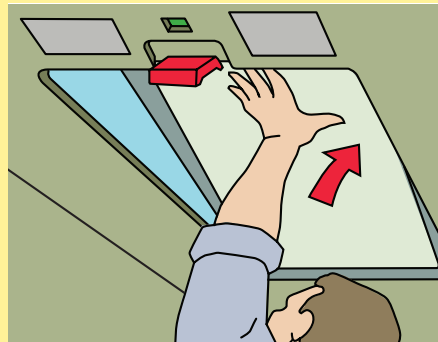
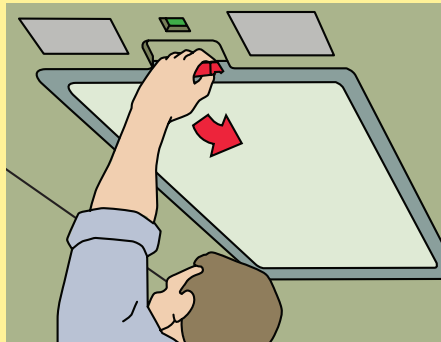
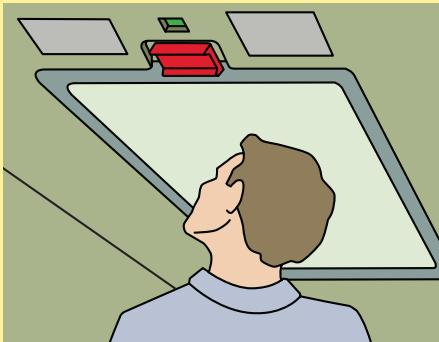
EMERGENCY EXIT LOCATIONS/OPERATION



The primary exit is the door at the front of the vehicle through which you entered.



Designated windows are marked as emergency exits and push out to open. Follow the marked instructions to release the lock and open the window.



At least one roof hatch, located above the aisle, is also available as an emergency exit. Follow the marked instructions to open the roof hatch.

EMERGENCY CONTACT

- If necessary, notify authorities of an emergency situation by calling **911**.

DRIVER DIRECTIONS

- In the event of an emergency, remain calm and follow the driver's instructions.
- If you are able, assist the driver with evacuating passengers with disabilities.

LOCATION OF FIRE EXTINGUISHER

- A fire extinguisher is on-board. It is usually located toward the front of the vehicle behind the driver's seat, underneath a passenger seat on the right hand side, or in an overhead compartment.

RESTROOM EMERGENCY BUTTON OR SWITCH

- If you are in the restroom and need assistance, use the emergency button or switch to alert the driver.

AVOIDING SLIPS AND FALLS

- For your safety, please stay seated while the vehicle is in motion. Keep your hands and feet out of the aisle when seated.
- If you must stand or move along the aisle, support yourself using the seat backs or overhead supports.
- Do not move forward beyond the clearly marked line at the front of the vehicle while it is in motion.
- Store your carry-on items in the overhead bins or under your seat. Do not place any items in the aisle.
- Use hand supports in the restroom when the vehicle is in motion.
- When entering and exiting the vehicle, use the hand rails and watch your step. Ask the driver to assist you if needed.
- If a step stool or platform has been placed outside of the vehicle for your convenience, please step on the center of the stool or platform to maintain your balance.